

# Waterproof Hair Clipper

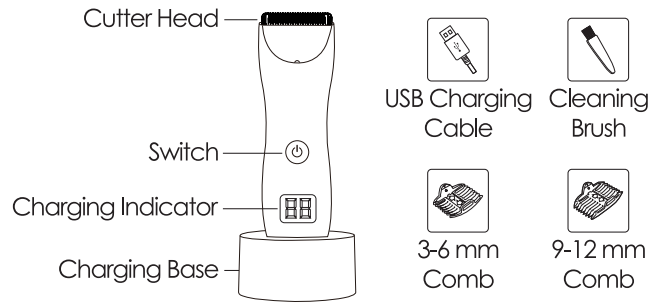
## User Manual

### Technical Parameters

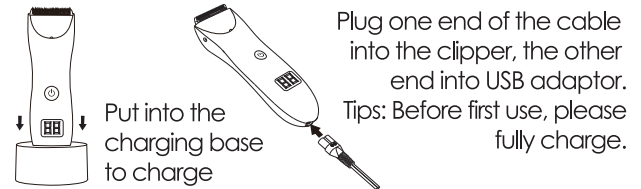
Model Number: SMT033
Usage: For hair cutting
Rated Voltage: 3.2V ===
Input Voltage: 5V ===
Rated Power: 5W
Battery Capacity: 500mAh
Usable Time: 60 Minutes
Charging Time: 1 Hour
Materials: ABS, POM, Stainless-steel
Standard: GB 4706.1

Made in China

### Product Accessories

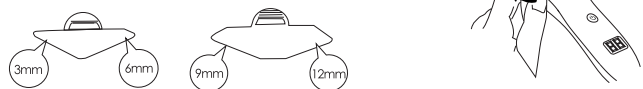


### Charging Instructions



### Using Combs

- Put one side of the comb in the slot aside the clipper's body, and push the other side into the other slot until you hear a click.
- Push one side of the comb out of the slot, the comb will be unloaded.
- Using combs to cut the hair at lengths of 3, 6, 9, 12 mm.




### Loading & Unloading the Blade

- Loading blade: put A into B as the picture shows and push until you hear a click.
- Unloading blade: hold the clipper with one hand, place the other hand's thumb on the edge of the blade, and push towards the direction shown in the picture. Make sure the holding hand catches the unloaded blade.



### Maintenance

- Use the brush to clean the hair on the blade. Push as the picture shows, use the brush to clean the hair between the blade and its steel bracket. Lubricate the blade often.
- If you use water to clean the blade, make sure it's dried after brushing to avoid the spring rusting.



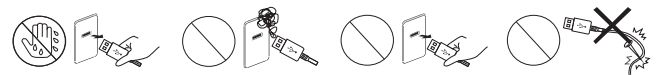
- Use water to brush all the hair away from the clipper body and blade slot. After that, use dry cloth to wipe and hang. Then load back the blade and keep it from children.



- Attention: Do not use gasoline, thinners or other corrosive chemicals to clean the clipper body. Clean water or alkaline soap-suds are recommended.

### Safety Cautions

- Do not use a wet hand to pull the charging cable, you might be electrocuted. Please wipe the charging port dry before charging.
- Do not pull the cable, or it might cause electrical leakage, short circuit or fire. Stop using the cable if it works abnormal.
- Please use an original charger or charging cable instead of other brands'. Do not use a broken charging cable.
- Be careful operating the trimmer. It is not a toy; please keep the trimmer, attachments and accessories out of reach of children.



### Warranty Services

- We provide 1 year free warranty service.
- We will not provide free warranty service for hitches caused by user's personal misoperations, including but not limited to the below:
  - Hitches caused by users' disassembling themselves.
  - Hitches caused by users' accidentally dropping.
  - Hitches caused by users' inappropriate maintenance.
  - Hitches caused by users' incorrect operations not according to this manual.
  - Hitches caused by unauthorized repair shop's incorrect repair.